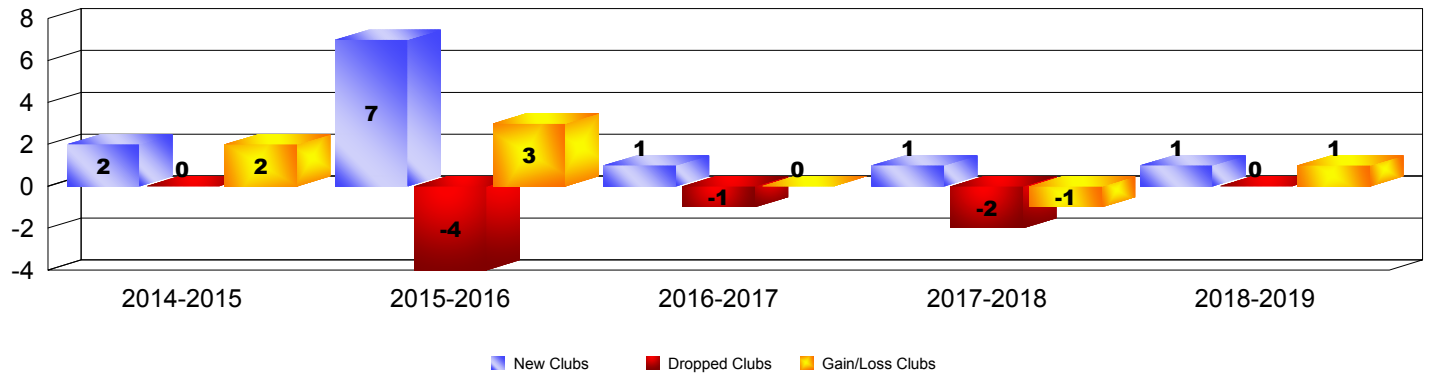
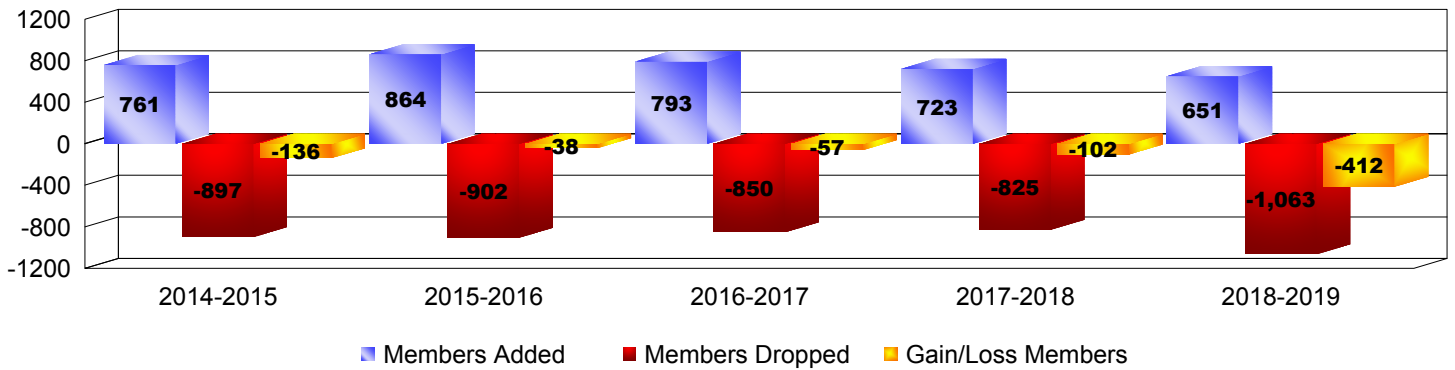


Year	New Clubs	Dropped Clubs	Gain/Loss Clubs	New Members	Charter Members	Reinstate Members	Transfer Members	Total Member Added	Total Members Dropped	Gain/Loss Members
2014-2015	2	0	2	625	44	43	49	761	-897	-136
2015-2016	7	-4	3	636	148	62	18	864	-902	-38
2016-2017	1	-1	0	701	21	36	35	793	-850	-57
2017-2018	1	-2	-1	609	23	57	34	723	-825	-102
2018-2019	1	0	1	534	21	42	54	651	-1063	-412
Average	2	-1	1	621	51	48	38	758	-907	-149

Clubs




Members



Membership Composition

June 2019 Cumulative



Gender Comparison

June 2019 Cumulative

